

## COVERSHEET

## Planned document changes:

**Briefly:**

No planned changes.

## Document changes:

<b>Date:</b>	<b>Change:</b>	<b>Rev. after change:</b>
2026-06-16	EC sensor assy. and small covers updated.	B
2025-10-16	Clamp half for machine hitch updated.	A
2024-06-20	New document.	-

*Readers note:*

Indicates instruction.

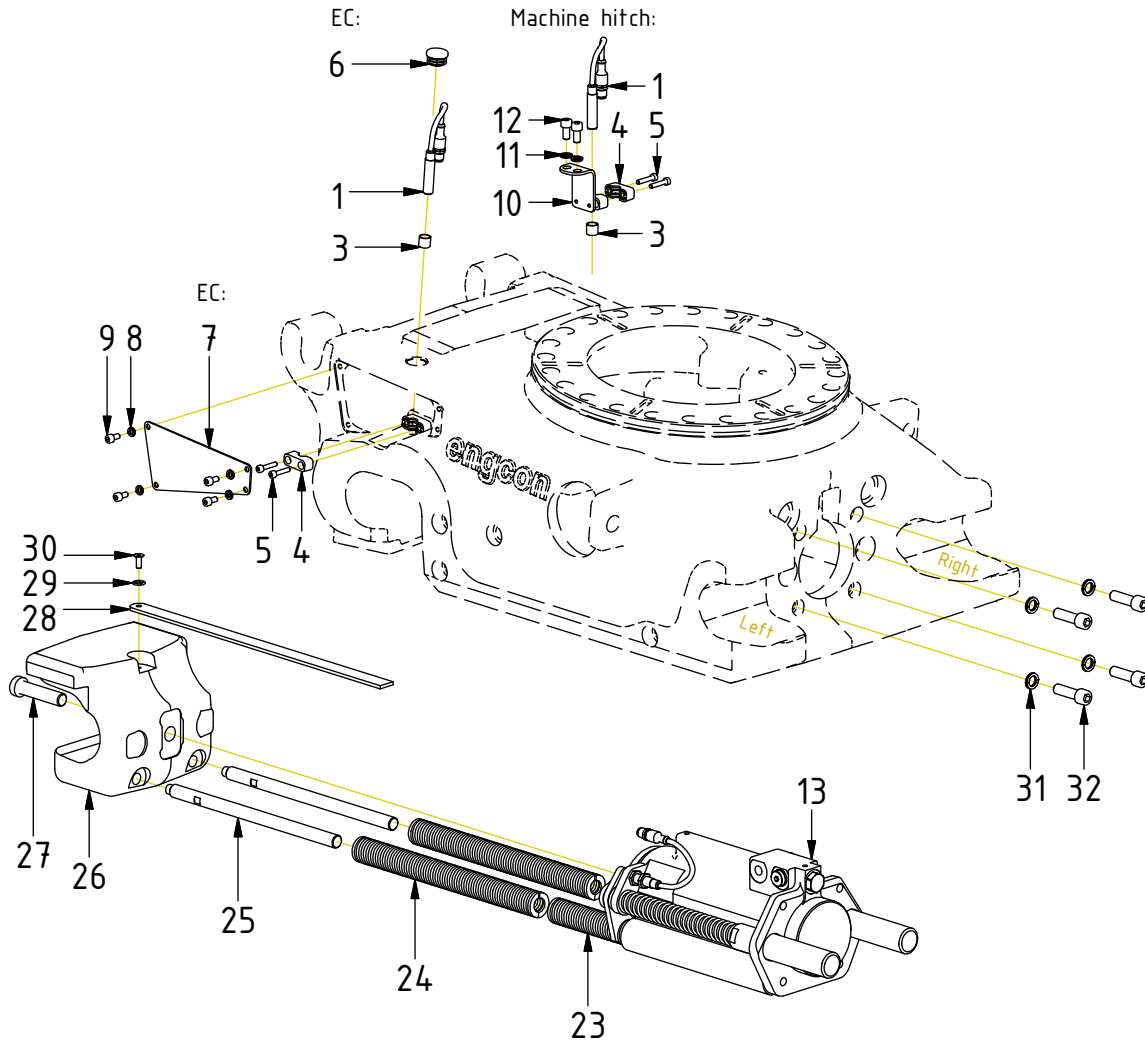


Represents Hose.

Dashed lines for overview, mounts  
on other pages/assemblies.

# Std. Hitch components - S70

EC326, EC333, Machine hitch




POS	DESCRIPTION	PART	QTY	COMMENTS
1	Inductive sensor QSM	1048262	2	EC: to slip ring. Machine: to Y-split
2	Hex nut			(Incl. with sensor)
3	Protection lid, inductive sensor	8000056	1	
4	Clamp half M12 sensor	1063793	2	
5	Screw MC6S M5x25 12.9	610402	2	
6	Plug GL26	1068462	1	
7	Small cover plate QSM70 V4	1074156	2	
8	Washer NL 6mm	611039	8	
9	Screw MC6S M6x12 12.9 ZFSHL	6000352	8	
10	Sensor holder machine hitch	1073461	1	
11	Washer NL 8mm	611040	2	
12	Screw MC6S M8x16 12.9 ZFSHL	610432	2	
13	Lock cyl. QSM70 V4 Comp. Forg. QSC	1058124	1	(POS.1, 14-20 incl.)
14	Lock cylinder QS70 V4 Forged	1058122	1	
15	Spring 21,8x210	1049974	2	
16	Ejector QS70	1034935	2	
17	Spacer QS70	1035752	2	
18	Sensor Plate	1035751	1	Assemble with sligth play
19	Spacer M12 L15	1008243	2	
20	Screw MF6S 12x40	610670	2	Loxeal 83-52
21	Washer GBR04 1/4	710702	2	
22	Plug 1/4"	711505	2	
23	Spring 32x152	1025178	2	
24	Spring 32x305	1025179	2	
25	Steering	1024695	2	Loxeal 83-52
26	Hook QS70 Dbl. Radius Cast	1037431	1	
27	Screw MLC6S M16x70 10.9	610720	1	Loxeal 83-52. Torque 136Nm
28	Indicator pin QS/QSM/S 610mm	1036201	1	Cut to fit
29	Washer Starlock 6mm	6000415	1	
30	Screw MF6S M6x16 10.9 untreated	610604	1	Loxeal 83-52
31	Washer NL 12mm	611042	4	
32	Screw MC6S M12x40 12.9 ZFSHL	6000141	4	

POS in order of assembly

## Sensor Cylinder


EC326, EC333, Machine hitch




POS	DESCRIPTION	PART	QTY	COMMENTS
1	Inductive sensor QSM	1048262	2	EC: to slip ring. Machine: to Y-split
18	Sensor Plate	1035751	1	Assemble with sligth play
33	Rubber Steel Clamp Ø12	790155	1	
34	Screw MC6S 5x16 12.9	610401	1	Loxal 55-02
35	In machine hitch sensors positions varies per control system			See "Machine hitch" for photos
●	Use cable ties			

POS in order of assembly


## ECO Cable EC



## Sensor Hook EC



## Sensor Cables EC



## RELATED SPARE PARTS

POS	DESCRIPTION	PART	QTY	COMMENTS
6	Plug GL26	1068462	1	
7	Small cover plate QSM70 V4	1074156	2	
8	Washer NL 6mm	611039	8	
9	Screw MC6S M6x12 12.9 ZFSL	6000352	8	
36	Position nut, inductive sensor	1029432	1	
37	Set Screw M8x16	610808	1	
38	Cover plug QS/ECO	8000068	1	Replaced by POS.6
39	Small cover plate QSM70 V3	1061519	2	Replaced by POS.7

POS in order of assembly

Replaced on EC326 from 2026-04  
 Replaced on EC333 from 2026-06

