

EC214 ECHF - QS60 Top part

COVERSHEET

Planned document changes:

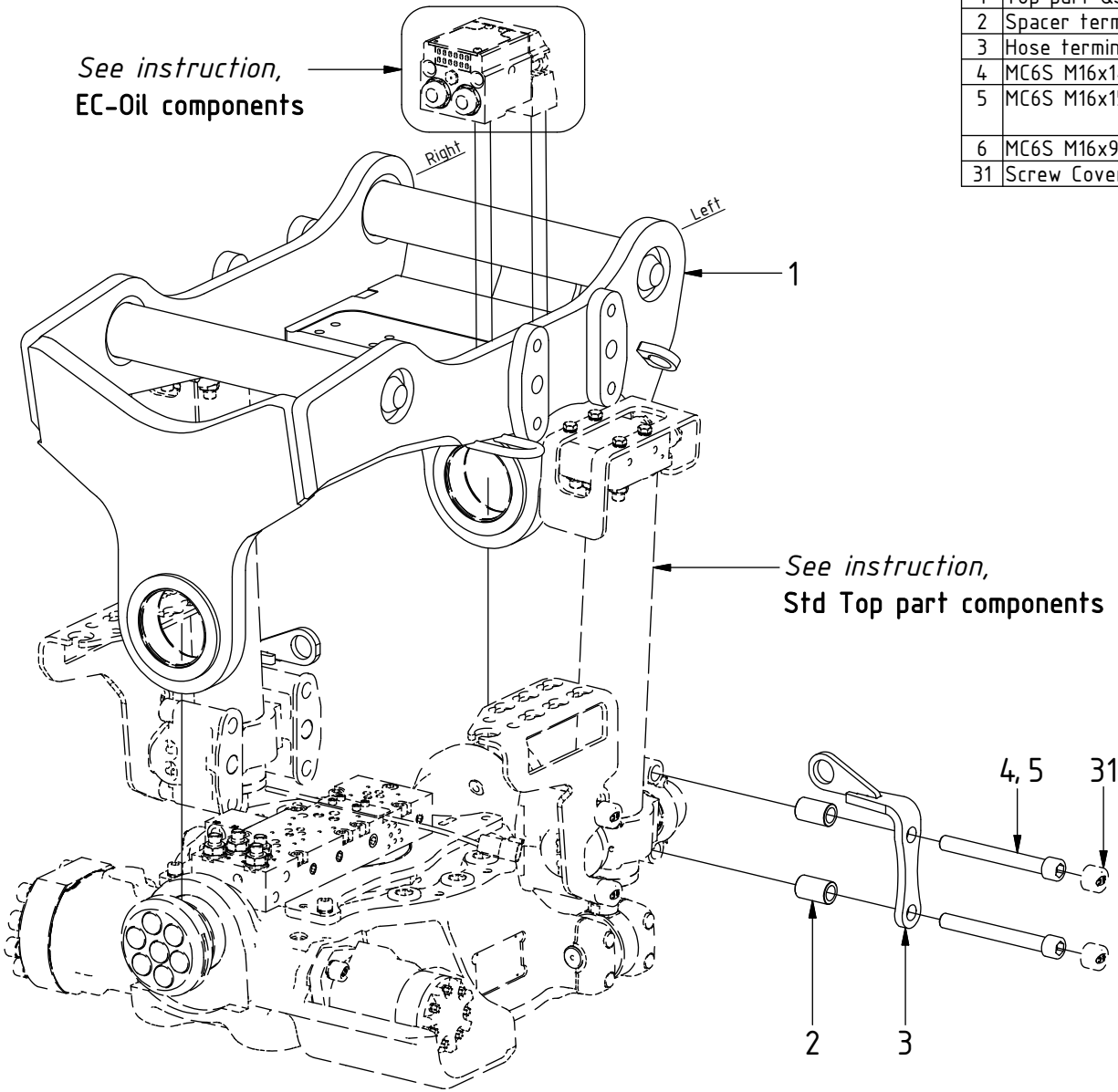
Breifly:
Correct part no for POS.1: 1064529.

Document changes:

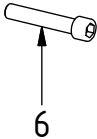
Date:	Change:	Rev. after change:
2021-01-21	Screws updated. Photos added.	A
2018-11-02	New instruction.	-

EC214 ECHF - QS60 Top part

POS	DESCRIPTION	PART	QTY	COMMENTS
1	Top part QS60 EC214	1025866	1	
2	Spacer terminal 39mm	1005911	4	
3	Hose terminal Feed ECHF	1027200	2	
4	MC6S M16x140 12.9 ZFSL	6000152	4	Torque: 333Nm
5	MC6S M16x150 12.9	610537	4	For option Shimmed Tilt cylinder Torque: 333Nm
6	MC6S M16x90 12.9 ZFSL	6000151	4	For FEED 1/2". Replaces POS.2-5
31	Screw Cover M16	611302	4	



Option FEED 1/2":



EC214 ECHF - QS60 Top part

P = 7
T = 7

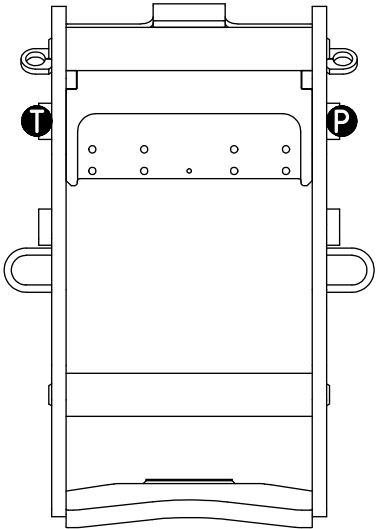
FEED
3/4" (Std)

Main Feed

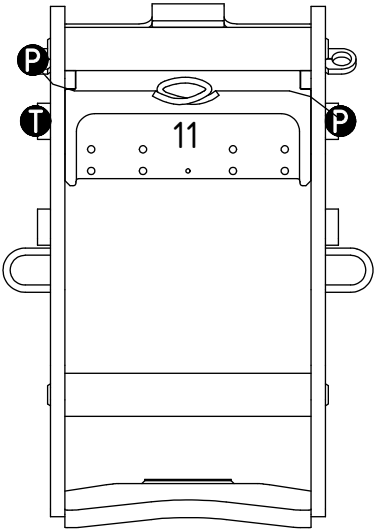
POS	DESCRIPTION	PART	QTY	COMMENTS
7	Use washer, adapter, nut: POS.8, 9, 10			QTY depends on config. (2-3)
8	Washer NL 1"	611095	2	
9	Adapter 1260-12-12 (3/4")	712210	2	
10	Check nut 1270-12 (3/4")	712211	2	
11	Hose Bridge All Right	743011	1	
12	Hose Bridge All Left	743012	1	
	Attach feed hoses from control system			(a & b represents channels on feed block)

POS in order of assembly

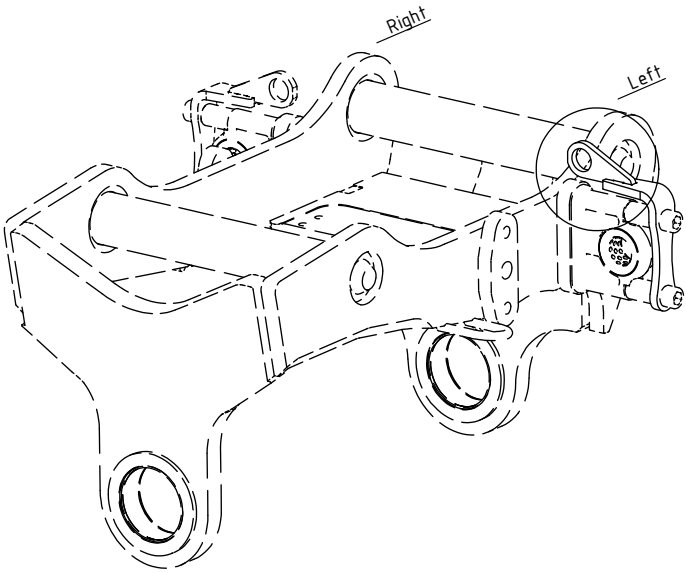
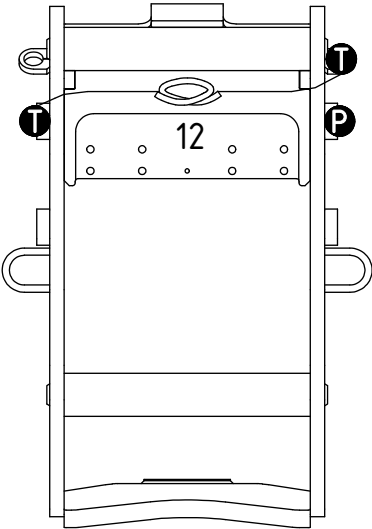
Standard



Feed Right



Feed Left

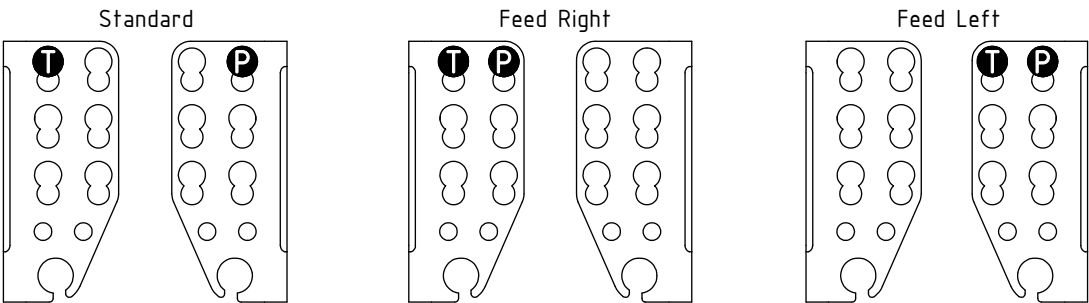


EC214 ECHF - QS60 Top part

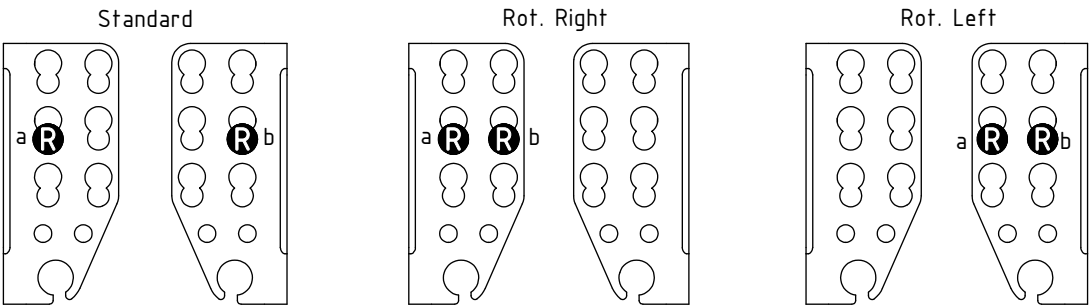
- P = 13
- T = 13
- R = 17
- L = 21
- tilt = 17

FEED
1/2"

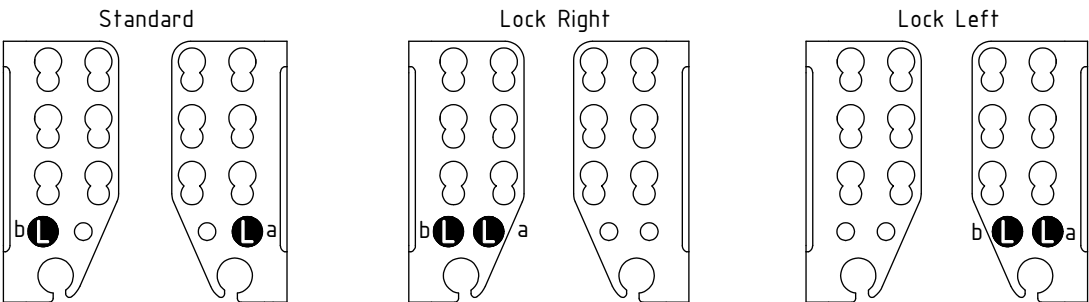
Main Feed



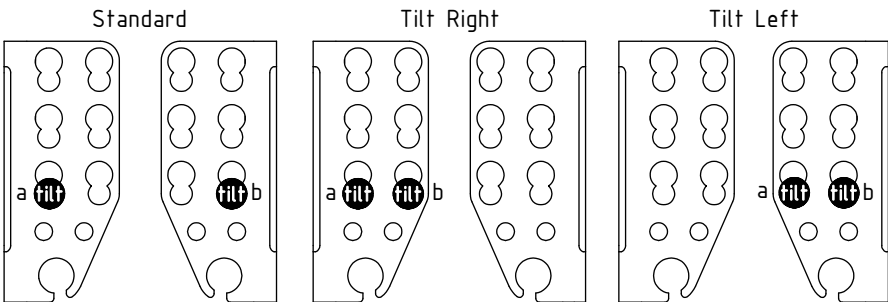
Rotation



Lock (SQ)



Tilt (ST)



POS	DESCRIPTION	PART	QTY	COMMENTS
13	Use washer, adapter, nut: POS.14, 15, 16			
14	Washer NL 20mm	611098	2	
15	Adapter 1260-08-08 (1/2")	710244	2	
16	Check nut 1270-08 (1/2")	710254	2	
17	Use washer, adapter, nut: POS.18, 19, 20			QTY depends on config. (2-4)
18	Washer NL 16mm	611044	2	
19	Adapter 1260-06-32 (3/8")	710242	2	
20	Check nut 1270-06 (3/8")	710252	2	
21	Use washer, adapter, nut: POS.22, 23, 24			
22	Washer NL 1/2"	611096	2	
23	Adapter 1260-04-04 (1/4")	710240	2	
24	Check nut 1270-04 (1/4")	710250	2	
Attach feed hoses from control system				(a & b represents channels on feed block)

POS in order of assembly

EC214 ECHF - QS60 Top part

- P = 26
- T = 26
- cap = 27
- R = 29

FEED
Top EC-Oil

ss5, ss10

2 hyd. (Std)

4 Hyd.
2Bl.Feed

4 Hyd.

Right block

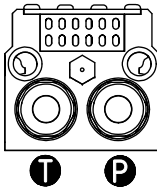
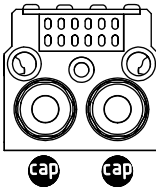
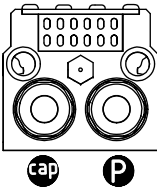
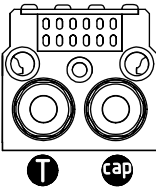
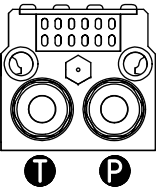
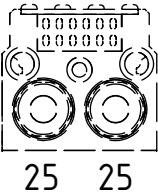
Left block

Right block

Left block

Right block

Left block



ss9

4 hyd. (Std)

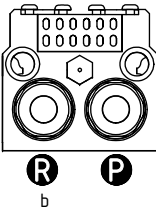
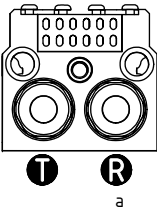
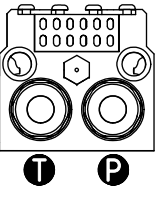
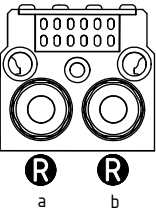
2Bl.Feed

Right block

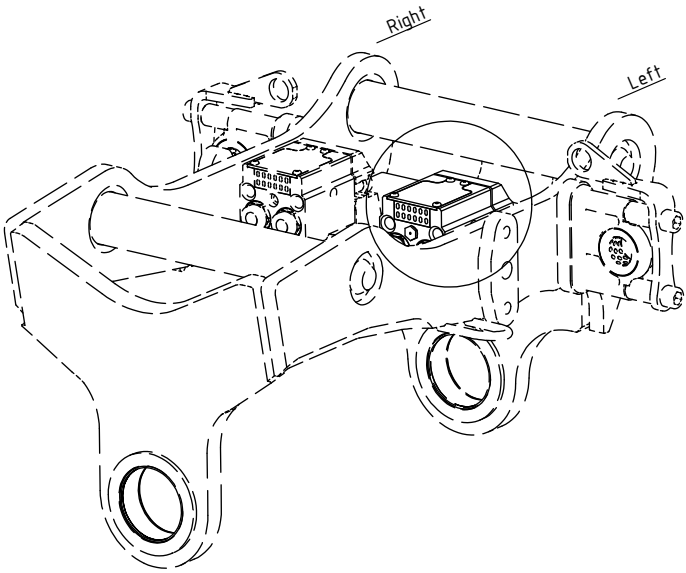
Left block

Right block

Left block



POS	DESCRIPTION	PART	QTY	COMMENTS
25	Plug 70125-08 (1/2")	711500	2	
26	Adapter 401-08-08 (1/2")	710156	2	QTY depends on config. (2-4)
27	Use adapter, cap: POS.26, 28			
28	Protective cap	711627	2	Not for SX
29	Adapter 401-06-08 (3/8"-1/2")	710157	2	
	Attach feed hoses from control system			(a & b represents channels on feed block)




EC214 ECHF - QS60 Top part


FEED
3/4" (Std)

POS	DESCRIPTION	PART	QTY	COMMENTS
11	Hose Bridge All Right	743011	1	
12	Hose Bridge All Left	743012	1	
30	Cable tie 7,8x360	1021587	1	
	Attach feed hoses from control system			(a & b represents channels on feed block)

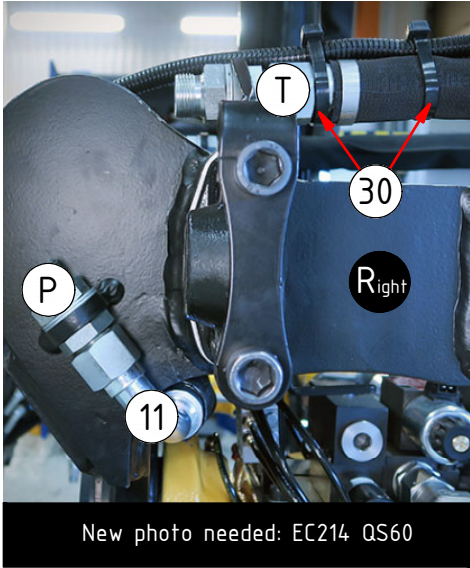

POS in order of assembly



Feed Left:



Feed Right:






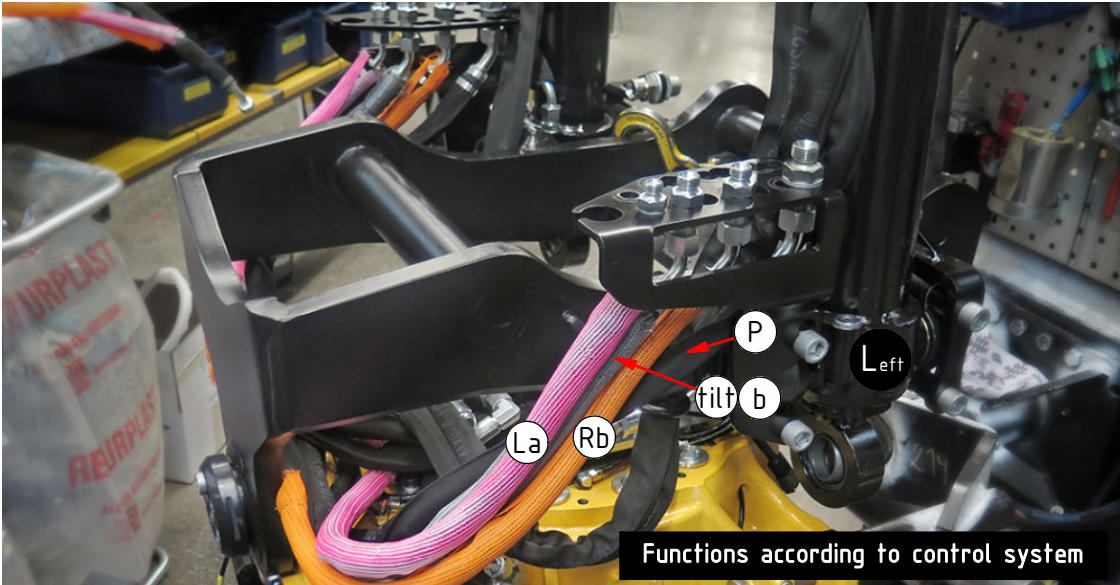
Dashed lines for overview, mounts on other pages/assemblies. \ indicates instruction. represents hose.

EC214 ECHF - QS60 Top part

FEED
1/2"

POS	DESCRIPTION	PART	QTY	COMMENTS
30	Cable tie 7,8x360	1021587	1	
	Attach feed hoses from control system			(a & b represents channels on feed block)

POS in order of assembly




Dashed lines for overview, mounts on other pages/assemblies. indicates instruction. represents hose.

EC214 ECHF - QS60 Top part

FEED
Top EC-Oil
ss5, ss10

POS	DESCRIPTION	PART	QTY	COMMENTS
30	Cable tie 7,8x360	1021587	1	
	Attach feed hoses from control system			(a & b represents channels on feed block)



ss9

Photo needed: ss9, 4 hyd.

Photo needed: ss10, 2 hyd.
seen from the side/sides

Photo needed: ss9, 4 hyd.
seen from the side/sides

EC214 ECHF - QS60 Top part

FEED Top EC-Oil

ss5, ss10 2Bl.Feed




Photo needed: ss10, 4 hyd, 2Bl.Feed
seen from the side/sides

POS	DESCRIPTION	PART	QTY	COMMENTS
30	Cable tie 7,8x360	1021587	1	
	Attach feed hoses from control system			(a & b represents channels on feed block)

ss9 2Bl.Feed




Photo needed: ss9, 4 hyd, 2Bl.Feed
seen from the side/sides