

COVERSHEET

Planned document changes:


Briefly:

No planned changes.

Document changes:

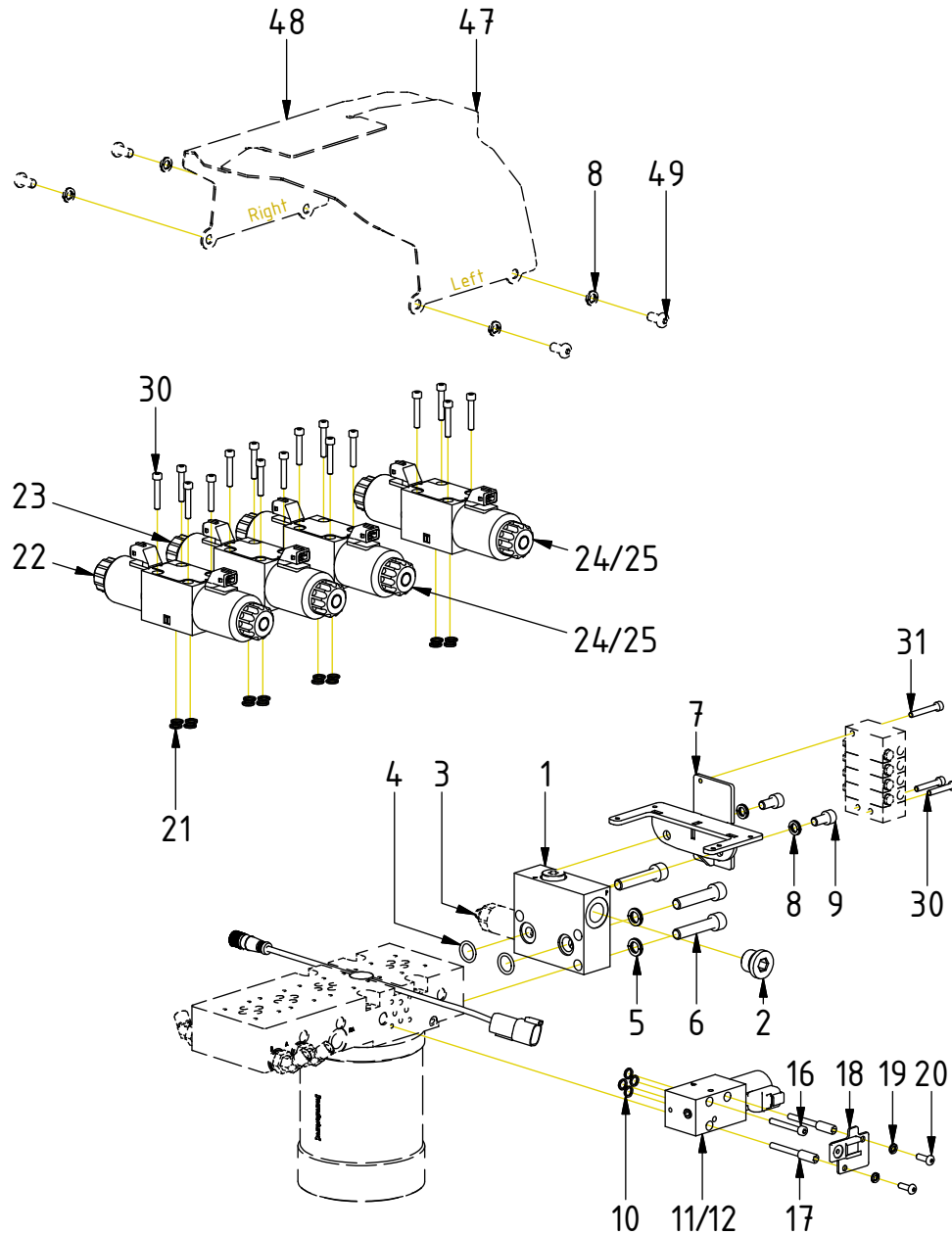
Date:	Change:	Rev. after change:
2024-03-11	New document.	-

Readers note:

 Indicates instruction.

 Represents Hose.

Dashed lines for overview, mounts
on other pages/assemblies.

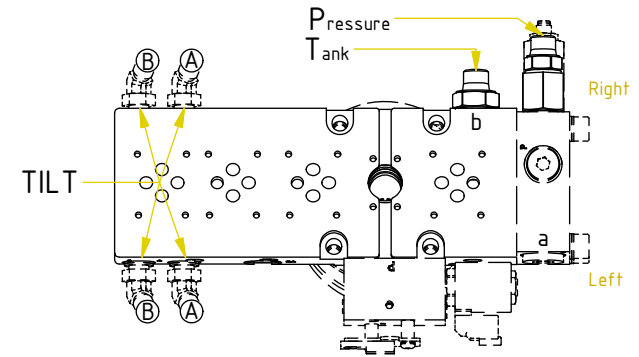
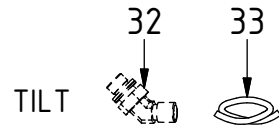
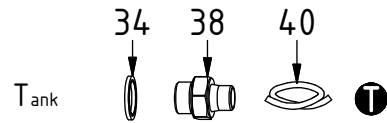
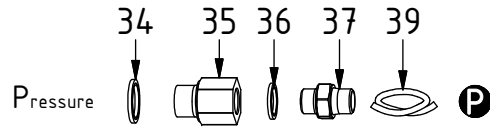


POS	DESCRIPTION	PART	QTY	COMMENTS
1	Connection block P reducer Compl.	1055945	1	(POS.2-3 incl.)
2	Plug VSTIR12ED	711500	1	
3	Pressure reduction valve SP4A-B3	730288	1	
4	O-ring 15,54x2,62	712423	2	
5	Washer NL 10mm	611041	3	
6	MC6S M10x50 12.9 ZFSHL	611515	3	
7	Mounting plate Central lub. QSM	1055574	1	
8	Washer NL 8mm	611040	6	QTY: 4 part of make up
9	Screw MC6S M8x16 12.9	610431	2	
10	O-ring 7,65x1,78	710960	4	
11	Directional valve NG4 IQS 12V DT	1042047	1	(POS.10, 13, 15 incl.)
12	Directional valve NG4 IQS 24V DT	1042190	1	(POS.10, 14, 15 incl.)
13	Coil IQS 12V DT	1042065	1	
14	Coil IQS 24V DT	1042066	1	
15	Nut 1270-04	710250	1	
16	Screw MC6S M5x40 12.9	610405	1	Torque: 9,7Nm
17	Valve spacer M5x39	1047243	2	Torque: 9,7Nm
18	Mounting plate-1x Deutsch NG4	1058235	1	
19	Washer NL 5mm	611038	2	
20	Screw K6S M5x16 10.9 FZB	611818	2	Torque: 8,1Nm
21	O-ring 8,75x1,78	710959	16	
22	Directional valve prop 12V open T	7001615	1	(POS.21, 26, 29 incl.)
23	Directional valve prop 12V	7001614	1	(POS.21, 26, 29 incl.)
24	Directional valve NG6 12V	7001617	2	(POS.21, 27, 29 incl.)
25	Directional valve NG6 24V	7001616	2	(POS.21, 28, 29 incl.)
26	Coil NG6 12V prop JT ATOS	7001734	4	
27	Coil NG6 12V JT ATOS	7001735	4	
28	Coil NG6 24V JT ATOS	7001736	4	
29	Nut directional valve ATOS	7001887	8	
30	Screw MC6S M5x30 12.9	610403	18	Torque: 9,7Nm
31	Screw MC6S M5x35 12.9	610404	1	
47	Protective cover EC209 QSM Left	1056632	1	Part of make up
48	Protective cover EC209 QSM Right	1056633	1	Part of make up
49	Screw K6S M8x16 10.9 FZB	611810	4	Part of make up

Hoses EC-Oil

POS	DESCRIPTION	PART	QTY	COMMENTS
32	Adapter 45° 402-04-04(1/4")	7000104	4	Part of quick hitch assy.
33	Hose Tilt	7001308	4	
34	Washer GBR08 1/2	710704	2	
35	Adapter 235-08-06 (1/2"-3/8")	7000705	1	
36	Washer GBR06 3/8	710703	1	
37	Adapter 136-06-06 (3/8")	710106	1	
38	Adapter 135-06-08	710122	1	
39	Hose Feed EC-Oil P	7001267	1	
40	Hose Feed EC-Oil T	7001268	1	

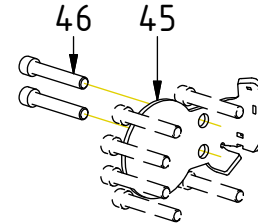
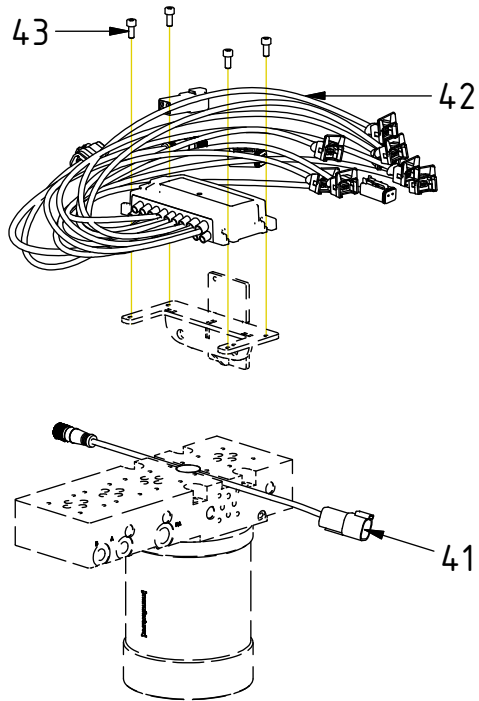
POS in order of assembly



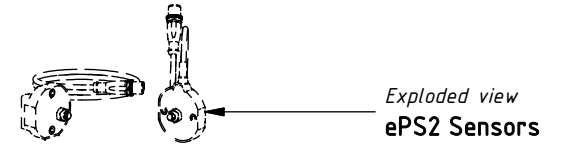
Cables

POS	DESCRIPTION	PART	QTY	COMMENTS
41	Q-Safe connector			
42	Tiltrotator module DC3 EC2	8001834	1	
43	Screw MC6S M5x12 12.9	6000077	4	
45	Protection plate End lock EC209B	1063372	1	
46	Screw MC6S M12x70 12.9 Geomet	611517	8	Torque: 136Nm


POS in order of assembly



EC209BS:



Hoses
EC-Oil



POS	DESCRIPTION	PART	QTY	COMMENTS
33	Hose Tilt	7001308	4	
39	Hose Feed EC-Oil P	7001267	1	
40	Hose Feed EC-Oil T	7001268	1	

POS in order of assembly

Cables

POS	DESCRIPTION	PART	QTY	COMMENTS
41	Q-Safe connector			
42	Tiltrotator module DC3 EC2	8001834	1	
44	Protection plug DTM	8000090	1	
●	Use cable ties			

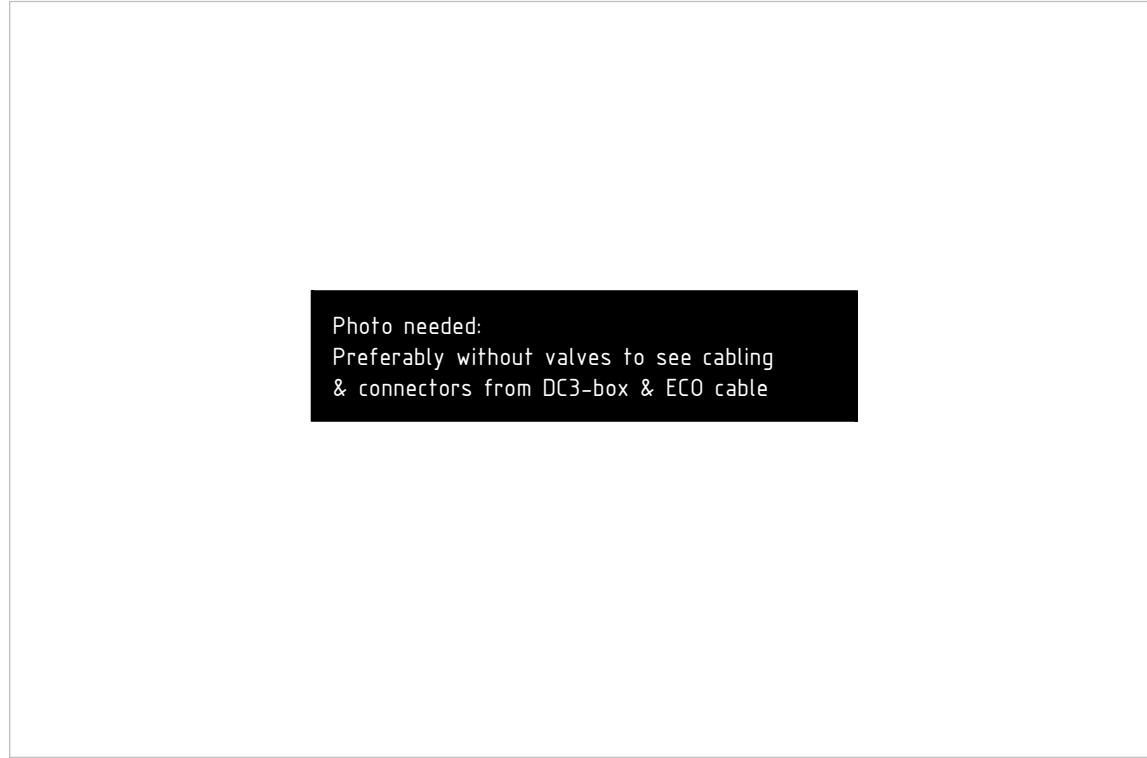


Photo needed:
 Preferably without valves to see cabling
 & connectors from DC3-box & ECO cable

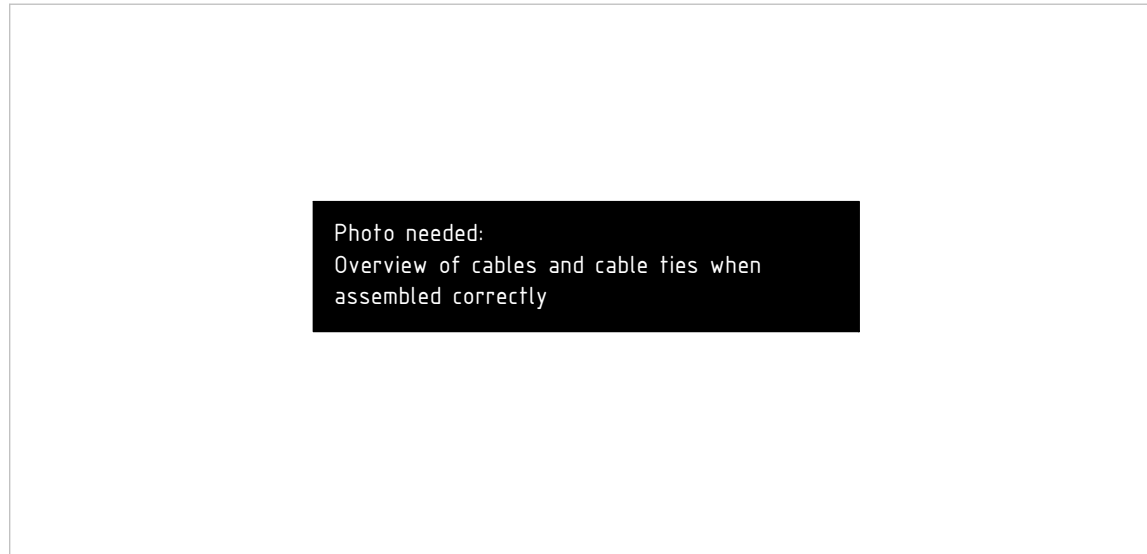



Photo needed:
 Overview of cables and cable ties when
 assembled correctly

Lubrication



Valves

POS	DESCRIPTION	PART	QTY	COMMENTS
●	Use cable ties			

POS in order of assembly



Photo needed:
DC3-box connected to valves,
valve functions (TILT, ROT., EXT., EXT./GR, LOCK)