

EC214 - Central lubrication

COVERSHEET

Planned document changes:

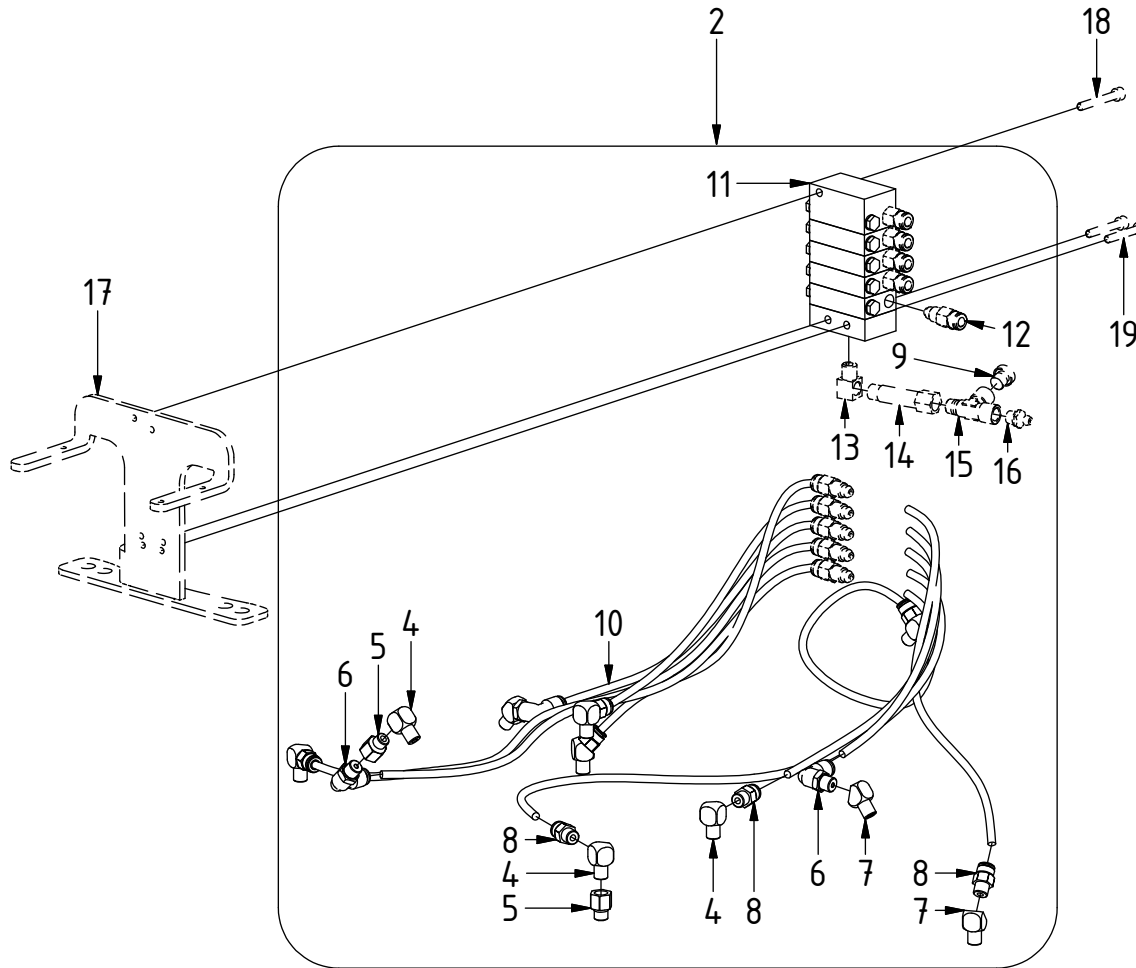
Briefly:

No planned changes.

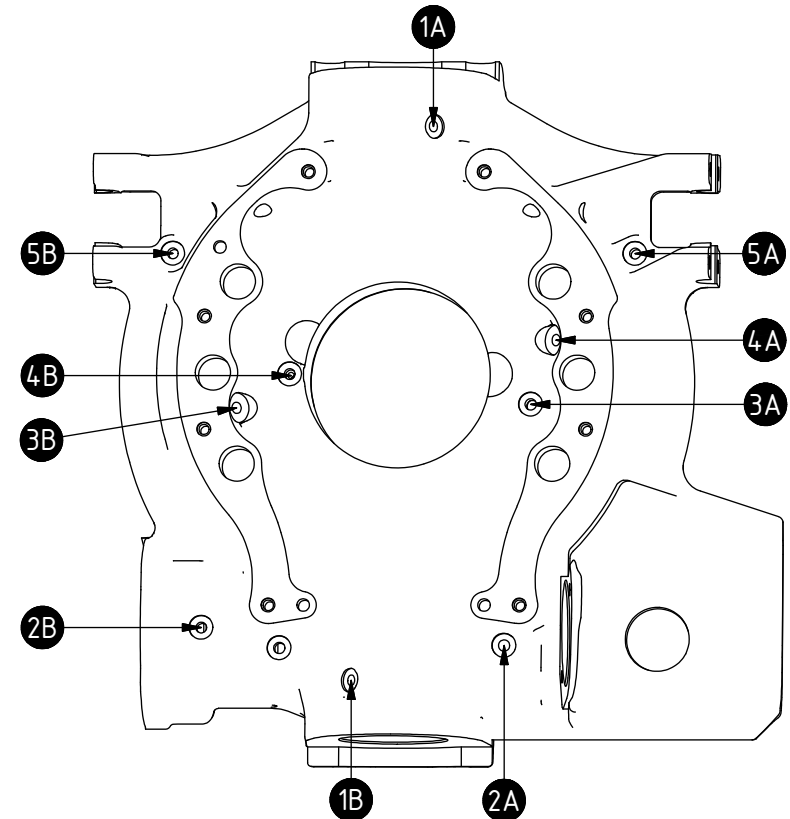
Document changes:

Date:	Change:	Rev. after change:
2022-03-21	Details for dosing block updated.	A
2019-01-18	Instruction finished.	-

EC214 - Central lubrication





POS	DESCRIPTION	PART	QTY	COMMENTS
1	Central lubrication is applied alongside rotator frame assembly			See "Rotator frame"
2	Lubrication kit EC214 Complete	1026699	1	(POS.4-8, 10-11 included)
4	Adapter 90° R1/8"	710199	6	
5	Extender straight 1/8"	712216	2	
6	Adapter 90° Push-in	790184	3	
7	Adapter 45° R1/8"	712215	4	
8	Push-in koppl EC209 R1/8"	790172	7	
9	Plug 70125-02 (1/8")	711503	3	QTY: 2 part of rotator frame
10	Hose kit lubrication	7000771	1	
11	Dosing block MX-F	1028281	1	(POS.9, 12-16 included)
12	Push-in Coupling 6mm	790188	10	
13	Adapter 90° M10x1	790190	1	
14	Extender M10x1 50mm	790165	1	
15	L-adapter S2070 1/8-1/8	7001309	1	Used from 2021
16	Grease Nipple	711403	1	
17	Mounting plate lube. ECHF/QSM	1031517	1	Part of rotator frame assembly
18	MC6S M5x35 12.9	610404	1	Part of rotator frame assembly
19	MC6S M5x30 12.9	610403	2	Part of rotator frame assembly



EC214 - Central lubrication

POS	DESCRIPTION	PART	QTY	COMMENTS
3	Assemble 3A and 3B as close/tight as possible to frame			
4	Adapter 90° R1/8"	710199	6	
5	Extender straight 1/8"	712216	2	
6	Adapter 90° Push-in	790184	3	
7	Adapter 45° R1/8"	712215	4	
8	Push-in koppl EC209 R1/8"	790172	7	
9	Plug 70125-02 (1/8")	711503	3	QTY: 2 part of rotator frame
10	Hose kit lubrication	7000771	1	
20	Use cable ties			

POS in order of assembly



EC214 - Central lubrication

POS	DESCRIPTION	PART	QTY	COMMENTS
20	Use cable ties			

POS in order of assembly

